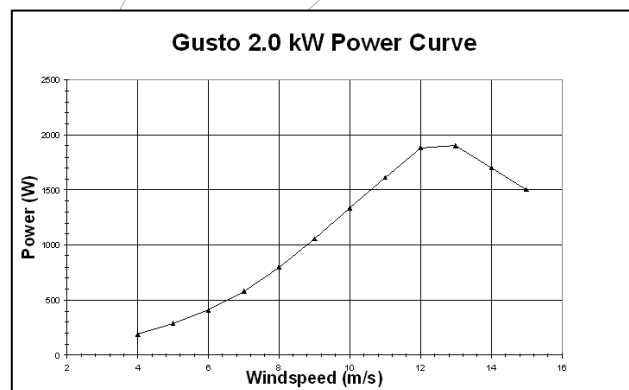




A 2.0 kW wind turbine will meet substantial energy requirements in a good wind resource. Quiet, efficient and robust, this wind turbine will perform equally well in network-connect and remote installations. Designed and manufactured in New Zealand.


Using an all stainless steel frame, fully sealed alternator and sealed bearings, the gusto is engineered to last. Its configurable, 3-phase AC power output means there is minimal voltage drop between your turbine and the batteries, meaning you get more power and have the option of positioning your turbine further from where the energy is consumed.

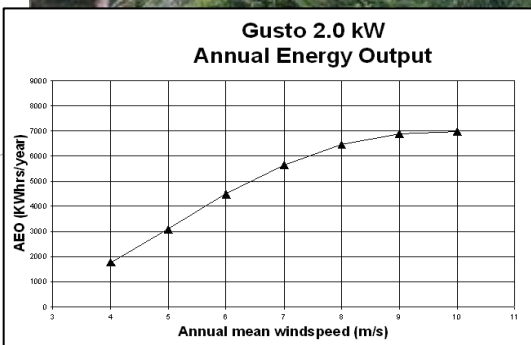
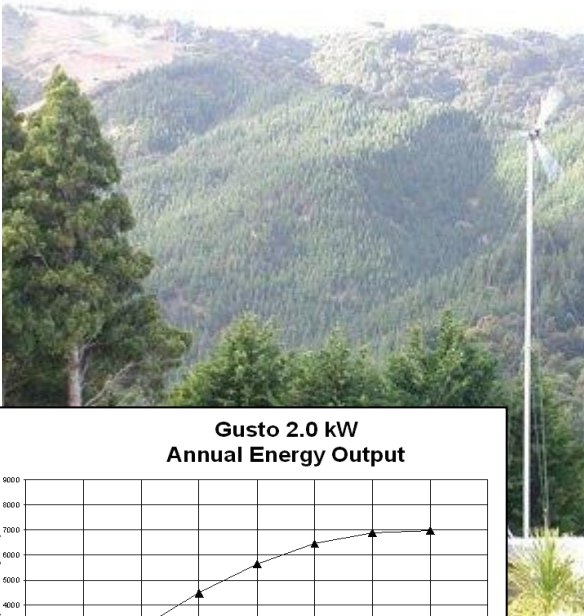
- Stainless steel frame
  - Fully sealed alternator
  - Fully sealed bearings
  - High voltage, 3-phase AC power
  - Built for New Zealand conditions
  - 5 year guarantee \*
- \* Contact Alpatron for details



SPECIFICATIONS	
Rated Power	1.9 kW
Maximum Power	2.5 kW
Rated Windspeed	12 m/s
Cut-in Windspeed	3.5 m/s
Governing Windspeed	17 m/s
Power Regulation	Passive side furling
Yaw System	Passive self-yawing
Number of Blades	3
Rotor Diameter	3.2 m
Hub height	6.5m, 13 m
Alternator	32 pole 3-phase permanent magnet
Shutdown mechanism	Manual furl lever and brake switch

[www.alpatrononline.com](http://www.alpatrononline.com)





**WIND Turbine siting**

- The location of a wind turbine depends on several factors:
- Local terrain – is there an elevated or exposed site for the turbine that is not obstructed by trees, buildings, escarpments etc?
- Proximity to boundaries – how close to your neighbour’s fence is the turbine site, can they see it, can they hear it, and do they know you are intending to put one up? (Alphatron can advise on local council requirements)
- System type and your energy requirements – how big is the turbine, and how high is the pole?
- Noise and aesthetic concerns

**Product Design**

With the aid of microcontroller based data acquisition systems all Alphatron wind turbines are subject to lengthy and thorough field tests before market release. The Gusto 2.0 wind turbine is designed to withstand the rigorous wind environment found in NZ, where high mean windspeeds and often rough surrounding terrain combine to severely test the design integrity of small wind turbines. Only products that have been developed in such environments can be expected to withstand them.

**Quality Assurance**

The Gusto 2.0 wind turbine has a formal Quality Control process where numerous checks are conducted on componentry during the manufacturing process. This ensures all wind turbines have been manufactured to the highest standards and will perform to expectation.

